

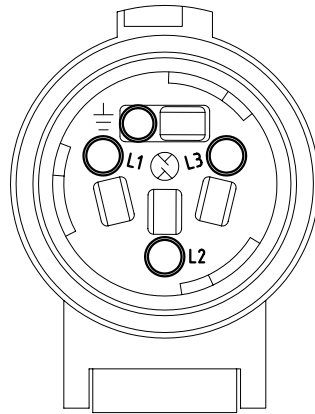
# Out Board LV8 / DV8 Fan Out Connector Wiring

Issue 2 13.04.07

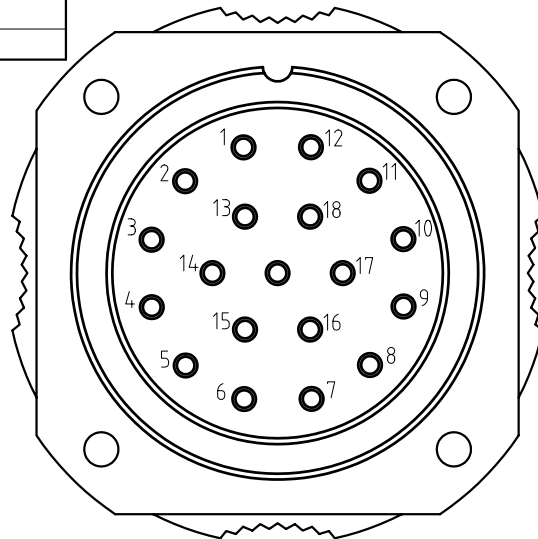
## Motor Power - LV8 & DV8

MOTOR POWER			
PIN	APPLICATION		CEE PIN
1	MOTOR 1 PHASE 1		L1
2	MOTOR 1 PHASE 2		L2
3	MOTOR 1 PHASE 3		L3
4	MOTOR 2 PHASE 1		L1
5	MOTOR 2 PHASE 2		L2
6	MOTOR 2 PHASE 3		L3
7	MOTOR 3 PHASE 1		L1
8	MOTOR 3 PHASE 2		L2
9	MOTOR 3 PHASE 3		L3
10	MOTOR 4 PHASE 1		L1
11	MOTOR 4 PHASE 2		L2
12	MOTOR 4 PHASE 3		L3
13	MOTOR 1 GND		⏏
14	MOTOR 2 GND		⏏
15	MOTOR 3 GND		⏏
16	MOTOR 4 GND		⏏
17			
18			
19			

Motor Power Connector  
Red 415V 16A 4 pin  
Female Ceeform



Male Line  
Connector

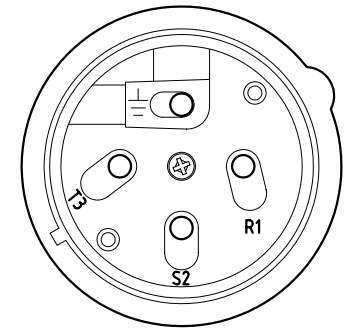


(VIEWED FROM BEHIND)

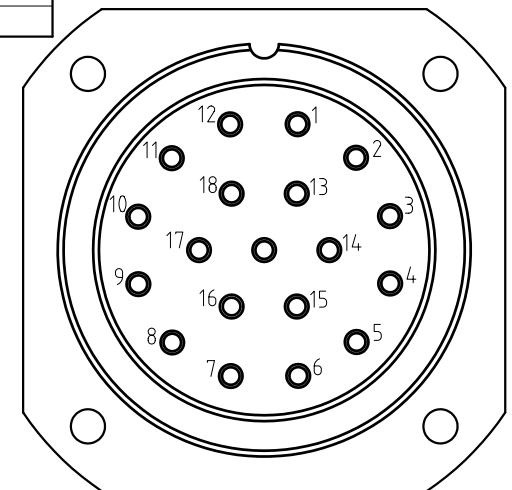
## Control - LV8 only

MOTOR CONTROL			
PIN	APPLICATION		CEE PIN
1	MOTOR 1 COMMON		T3
2	MOTOR 1 DOWN		S2
3	MOTOR 1 UP		R1
4	MOTOR 2 COMMON		T3
5	MOTOR 2 DOWN		S2
6	MOTOR 2 UP		R1
7	MOTOR 3 COMMON		T3
8	MOTOR 3 DOWN		S2
9	MOTOR 3 UP		R1
10	MOTOR 4 COMMON		T3
11	MOTOR 4 DOWN		S2
12	MOTOR 4 UP		R1
13	MOTOR 1 EARTH		⏏
14	MOTOR 2 EARTH		⏏
15	MOTOR 3 EARTH		⏏
16	MOTOR 4 EARTH		⏏
17			
18			
19			

Motor Control Connector  
Yellow 110V 16A 4 pin  
Male Ceeform



Female Line  
Connector



(VIEWED FROM BEHIND)